



# INTERNATIONAL CONFERENCE: THE FUTURE OF GIRLS IN STE(A)M



## PRACTICAL INFORMATION

Madrid, December 13<sup>th</sup> - 14<sup>th</sup> 2023

Reina Sofía National Museum and Art Centre

Santa Isabel Street, #52, 28012, Madrid

## Welcome address

International Conference The Future of Girls in **STE(A)M**

We are pleased to welcome you to this event, which will take place on the 13<sup>th</sup> and 14<sup>th</sup> of December 2023 at the National Museum Reina Sofía, in Madrid, Spain. Below we provide some practical information to ensure that your experience at the conference is as smooth and enjoyable as possible.

### Meeting venue

#### Museo Nacional Centro de Arte Reina Sofía


📍 Santa Isabel Street, #52, 28012, Madrid (Entrance by Ronda de Atocha 4)

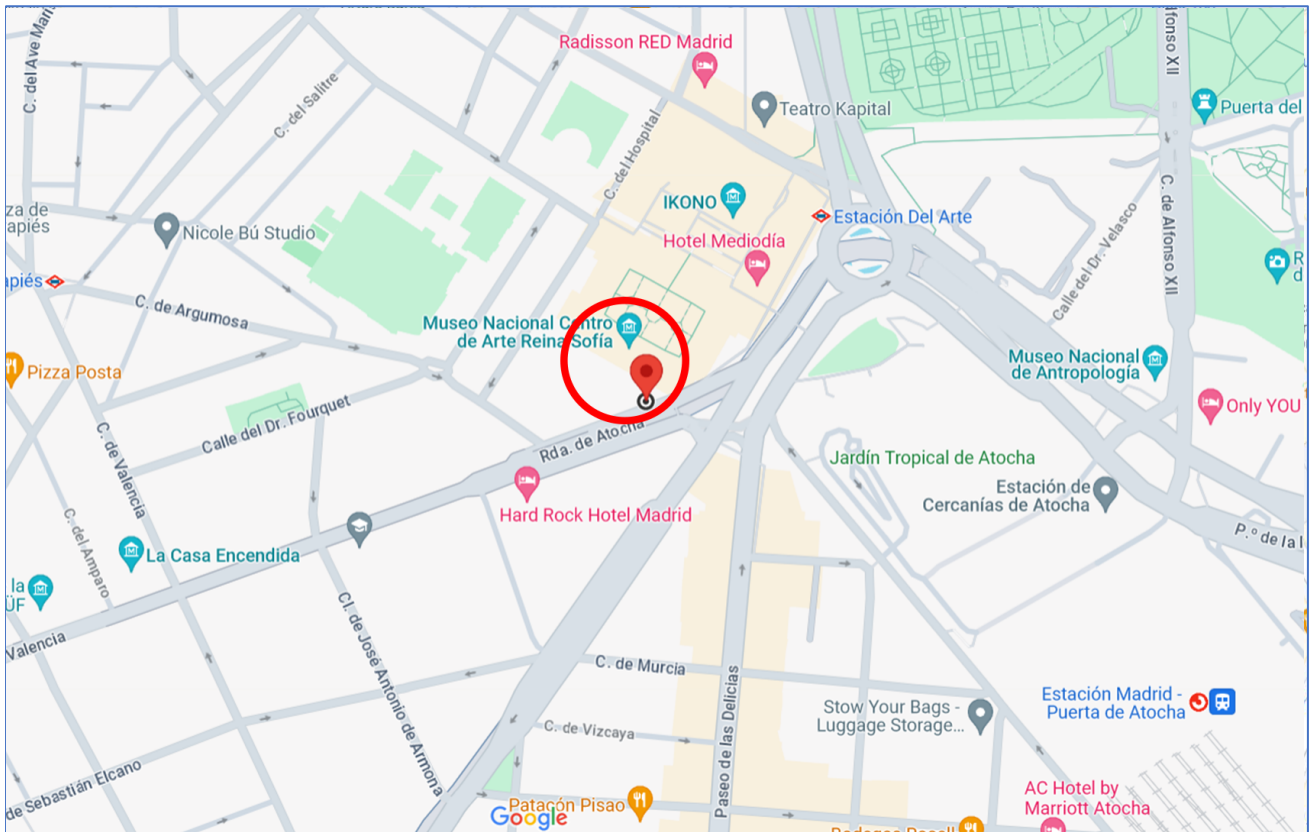
🚇 Metro: Atocha (Art station)

☎️ +34 917 74 10 00

Participants are expected to arrive at the National Museum on **Wednesday, 13<sup>th</sup> December** at **09:00 a.m.**

**MUSEO NACIONAL  
CENTRO DE ARTE  
REINA SOFIA**





Neighborhood map.

## Transport

To reach the Reina Sofía Museum in Madrid, Spain –which is centrally located in Madrid, near the Atocha train station and the Retiro Park– you can utilize various public transportation options such as the metro, buses, or walking, depending on your location. Here are some of the most common ways to reach the museum:

### METRO

Follow the signs to the metro station at the airport, **Adolfo Suárez Madrid Barajas**. If you choose not to purchase the Abono Turístico de Transporte (see below), a supplement of €3 will be applicable. Line 8 (L8) connects the airport with the centre of Madrid. At "Nuevos Ministerios" station, transfer to Line 10 (L10), direction "Puerta del Sur" and continue to "Estación del Arte" station, which is the nearest stop to the Reina Sofía Museum.

The metro system is user-friendly. Please be aware that not all metro stations are equipped with escalators or lifts, particularly if you are travelling with bulky luggage. To use the metro in Madrid, you must acquire a card, available for purchase from the automatic machines at Madrid Metro stations. Various types of transport cards are available:

- **Multi Card.** The Multi Card (priced at €2.5) is a contactless, prepaid, non-personal, public transport card with a validity of 10 years. It allows the loading of 10 journeys (usable on city buses as well) for €6.10. This card is transferable among multiple users and can also be used to pay the €3 supplement at the airport metro station.

Alternatively, **single tickets** (for a single journey) are available, starting at a minimum of €1.5 and varying in price depending on the number of stations, up to a maximum of €2. For more information, please click [here](#).



Multi Card picture.

- **Tourist Transport Pass**, also known as Tourist Card or Day Pass, is **exclusively loaded onto the Multi Card**. It is provided free of charge to people who load the Tarjeta Turística for the first time during its purchase. This pass allows unlimited use of all public transport within the Madrid region.

The Tourist Season Pass remains valid for the specified calendar days from the date of initial use (not necessarily to coinciding with the purchase date). Its validity is extended for existing night services until 05:00 hours on the last day in force.

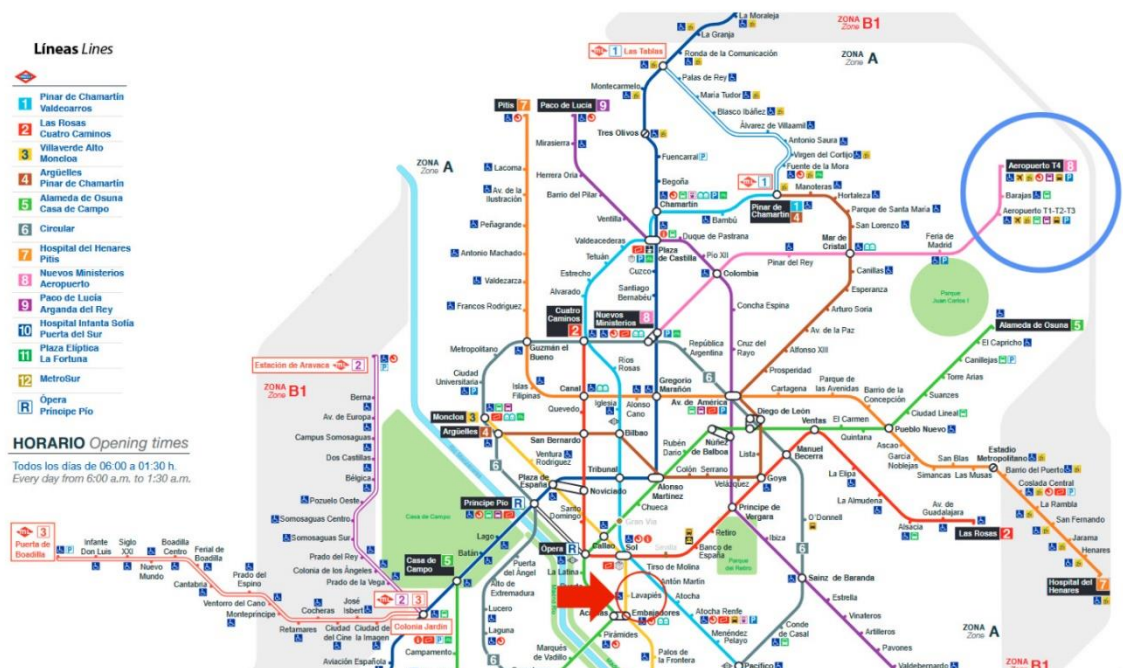
Tourist Transport passes are available for 1, 2, 3, 4, 5 and 7 calendar days and for two zones (A and T). Opting for Zone A provides the following benefits:

- Use the Madrid metro, which includes the € 3 euros supplement for access to the Airport T1-T2-T3 and Airport T4 metro stations.
- Access all blue EMT city bus lines, excluding the yellow buses that operate 24 hours a day on the **Airport Express line**.
- Enjoy travel within Zones 0 and A of the train network.

### Fares for Tourist Transport Season Ticket

	1 day	2 days	3 days	4 days	5 days	7 days
<b>A ZONE</b>	8,40 €	14,20 €	18,40 €	22,60 €	26,80 €	35,40 €
<b>T ZONE</b>	17,00 €	28,40 €	35,40 €	43 €	50,80 €	70,80 €

\* **A Zone** is suitable for those intending to stay within the town center. If your plans involve visiting the broader area, it is advisable to opt for the **T Zone**. For detailed information on fare zones, please click [here](#).



You can download the full Metro map [here](#).

## TRAIN

You can reach the center of Madrid from the airport by train in approximately 45 minutes. Madrid-Barajas Airport is connected to Madrid through the Cercanías service operated by the Spanish railway company Renfe, specifically on lines C1 and C10. The train station, named Aeropuerto T4, is situated on -1 floor of Terminal T4, and a single ticket costs **2.60€**.

For transportation between the **other terminals (1,2 and 3)**, a **complimentary bus service** is available.



## BUS

For transportation to and from Adolfo Suárez Madrid-Barajas, the **Aiport Express Bus** provides a connection to the city centre. The service operates every 15-20 minutes during the day and every 35 minutes at night. The fare for this service is €5.

Alternatively, there are two **EMT lines** (blue buses) that connect to the airport: **Line 200** operates between Avenida de América and T1, T2 and T4, while **Line 101** travels between Canillejas and T1 and T2 (and vice versa). Both lines only operate during the day (until 23:30) and adhere to standard urban bus fares. Payment can be made using the MULTU card, the Tourist Transport Pass, or by purchasing a single ticket (€1,50), which can be paid with a credit card (Visa, American Express or Mastercard) or in cash (please note the driver only has change for 5€).

The urban buses (blue ones) only stop at designated stops upon request. If you wish to disembark at the next stop, you must press the button before reaching it. If you are waiting at the stop, as the bus approaches, you should signal to the driver that you intend to board.

## TAXI

Taxis from the airport to the city center apply a flat rate of **30€** per trip, which can be paid in cash or by credit card. Madrid has several public taxi stands, distributed throughout all airport terminals. They are located at:

- Terminal 4 floor 0, Arrivals area.
- Terminal 4 floor 2, Departures area.
- Terminal 1 floor 0, Arrivals area.
- Terminal 1 floor 1, Departures area.
- Terminal 2 floor 0, Arrivals area.
- Terminal 2 floor 2, Departures area.
- Terminal 3 floor 0, Arrivals area.



Taxis in the city of Madrid are white with a red side stripe

You can find all the information about taxis [here](#).

## Useful information



**Languages.** The plenary sessions will be in English.



**Free Wi-Fi** will be accessible throughout the meeting venue. The login details and password will be displayed in the meeting room.



**COVID-19.** In Spain, it is no longer mandatory to wear a mask indoors or outdoors



**Weather.** The weather tends to cool down towards the end of the month. Rain is quite possible, especially in the evenings. You can check the weather on this [page](#).



**Telephone.** The country code for Spain is +34.



**Local time.** Spain observes Central European Time (CET), which is UTC/GMT +1.



**Electricity.** The standard voltage in Spain is 230 V and the power outlets are of type C and F.



**Currency.** Euro (€). In Madrid, you can visit a currency exchange at the Madrid airport or withdraw Euros from ATMs. Credit card payment is widely accepted, even for small amounts.



[Official tourism website for Madrid.](#)

If you have any dietary requirement please let us know on your registration form.

